

Hill House Passport Academy Charter School

[View Fiscal Information](#)

[View Historical Information](#)

Building Level Academic Score

 **36.8**

Select View Calculation below to see the detailed calculation used to determine the building level academic score.

 [View Calculation](#)

Federal Accountability Designation

The federal accountability designations and data will be displayed when available.

Academic Performance Fast Facts

(Select any data element for its definition.)





















Test Participation Rate: Mathematics/Algebra I - All Students	92.00
Test Participation Rate: ELA/Literature - All Students	82.67
Test Participation Rate: Science/Biology - All Students	85.33
Students Eligible for Opportunity Scholarship Tax Credit Program	No


Academic Performance Data (2015 - 2016)

(This data is used to determine the building level academic score.)

> 100
 90-100
 80-89.9
 70-79.9
 60-69.9
 < 60
 Not Applicable (NA)
 [Insufficient Sample \(IS\)](#)

(Select any data element for further detail.)

Data Element	Performance Measure
Indicators of Academic Achievement	
Mathematics/Algebra I - Percent Proficient or Advanced on PSSA/Keystone	 1.92
ELA/Literature - Percent Proficient or Advanced on PSSA/Keystone	 14.29
Science/Biology - Percent Proficient or Advanced on PSSA/Keystone	 0.00
Industry Standards-Based Competency Assessments - Percent Competent or Advanced	 NA
Grade 3 ELA - Percent Proficient or Advanced	 NA
SAT/ACT College Ready Benchmark	 <u>0.00</u>
Indicators of Closing the Achievement Gap - All Students	
Mathematics/Algebra I - Percent of Required Gap Closure Met	 <u>0.00</u>
ELA/Literature - Percent of Required Gap Closure Met	 <u>100.00</u>
Science/Biology - Percent of Required Gap Closure Met	 <u>0.00</u>
Indicators of Closing the Achievement Gap - Historically Underperforming Students	
Mathematics/Algebra I - Percent of Required Gap Closure Met	 <u>NA</u>
ELA/Literature - Percent of Required Gap Closure Met	 <u>NA</u>
Science/Biology - Percent of Required Gap Closure Met	 <u>NA</u>
Indicators of Academic Growth/PVAAS	
Mathematics/Algebra I - Meeting Annual Academic Growth Expectations	 50.00
ELA/Literature - Meeting Annual Academic Growth Expectations	 70.00
Science/Biology - Meeting Annual Academic Growth Expectations	 54.00
Other Academic Indicators	
Cohort Graduation Rate	 NA
Promotion Rate	 95.59
Attendance Rate	 64.68
Advanced Placement, International Baccalaureate, or College Credit	 <u>0.00</u>
PSAT/Plan Participation	 <u>0.00</u>
Extra Credit for Advanced Achievement	
Percent PSSA/Keystone Advanced - Mathematics/Algebra I	0.00
Percent PSSA/Keystone Advanced - ELA/Literature	0.00
Percent PSSA/Keystone Advanced - Science/Biology	0.00
Percent Advanced - Industry Standards-Based Competency Assessments	NA
Percent 3 or Higher on any AP Exam or 4 or Higher on any IB Exam	<u>0.00</u>

<input type="button" value=" > 100"/>						<input type="button" value=" 90-100"/>	<input type="button" value=" 80-89.9"/>	<input type="button" value=" 70-79.9"/>	<input type="button" value=" 60-69.9"/>	<input type="button" value=" < 60"/>
<input type="button" value=" Not Applicable (NA)"/>						<input #"="" type="button" value=" Insufficient Sample (IS)"/>				
(Select any data element for further detail.)										
Data Element						Performance Measure				
 View Calculation										