

### Building Level Academic Score

 **89.8**

Select View Calculation below to see the detailed calculation used to determine the building level academic score.

 [View Calculation](#)

### Federal Accountability Designation

The federal accountability designations and data will be displayed when available.

### Academic Performance Fast Facts

(Select any data element for its definition.)





















<a href="#">Test Participation Rate: Mathematics/Algebra I - All Students</a>	NA
<a href="#">Test Participation Rate: Reading/Literature - All Students</a>	NA
<a href="#">Test Participation Rate: Science/Biology - All Students</a>	NA
<a href="#">Test Participation Rate: Writing - All Students</a>	NA
<a href="#">Students Eligible for Opportunity Scholarship Tax Credit Program</a>	No

### Academic Performance Data (2015 - 2016)

(This data is used to determine the building level academic score.)

> 100  
  90-100  
  80-89.9  
  70-79.9  
  60-69.9  
  < 60  
 Not Applicable (NA)  
 [Insufficient Sample \(IS\)](#)

(Select any data element for further detail.)

Data Element	Performance Measure
<b>Indicators of Academic Achievement</b>	
<a href="#">Mathematics/Algebra I - Percent Proficient or Advanced on PSSA/Keystone</a>	 72.39
<a href="#">ELA/Literature - Percent Proficient or Advanced on PSSA/Keystone</a>	 76.87
<a href="#">Science/Biology - Percent Proficient or Advanced on PSSA/Keystone</a>	 75.94
<a href="#">Industry Standards-Based Competency Assessments - Percent Competent or Advanced</a>	 NA
<a href="#">Grade 3 ELA - Percent Proficient or Advanced</a>	 NA
<a href="#">SAT/ACT College Ready Benchmark</a>	 <b>60.00</b>
<b>Indicators of Closing the Achievement Gap - All Students</b>	
<a href="#">Mathematics/Algebra I - Percent of Required Gap Closure Met</a>	 <b>100.00</b>
<a href="#">ELA/Literature - Percent of Required Gap Closure Met</a>	 <b>100.00</b>
<a href="#">Science/Biology - Percent of Required Gap Closure Met</a>	 <b>100.00</b>
<b>Indicators of Closing the Achievement Gap - Historically Underperforming Students</b>	
<a href="#">Mathematics/Algebra I - Percent of Required Gap Closure Met</a>	 <b>100.00</b>
<a href="#">ELA/Literature - Percent of Required Gap Closure Met</a>	 <b>100.00</b>
<a href="#">Science/Biology - Percent of Required Gap Closure Met</a>	 <b>100.00</b>
<b>Indicators of Academic Growth/PVAAS</b>	
<a href="#">Mathematics/Algebra I - Meeting Annual Academic Growth Expectations</a>	 100.00
<a href="#">ELA/Literature - Meeting Annual Academic Growth Expectations</a>	 100.00
<a href="#">Science/Biology - Meeting Annual Academic Growth Expectations</a>	 100.00
<b>Other Academic Indicators</b>	
<a href="#">Cohort Graduation Rate</a>	 97.20
<a href="#">Promotion Rate</a>	 NA
<a href="#">Attendance Rate</a>	 92.85
<a href="#">Advanced Placement, International Baccalaureate, or College Credit</a>	 <b>75.00</b>
<a href="#">PSAT/Plan Participation</a>	 <b>100.00</b>
<b>Extra Credit for Advanced Achievement</b>	
<a href="#">Percent PSSA/Keystone Advanced - Mathematics/Algebra I</a>	23.13
<a href="#">Percent PSSA/Keystone Advanced - ELA/Literature</a>	4.48
<a href="#">Percent PSSA/Keystone Advanced - Science/Biology</a>	26.32
<a href="#">Percent Advanced - Industry Standards-Based Competency Assessments</a>	NA
<a href="#">Percent 3 or Higher on any AP Exam or 4 or Higher on any IB Exam</a>	<b>IS</b>

> 100	90-100	80-89.9	70-79.9	60-69.9	< 60
Not Applicable (NA)		<a href="#">Insufficient Sample (IS)</a>			

(Select any data element for further detail.)

**Data  
Element**

**Performance  
Measure**

 [View Calculation](#)