


Academy CS

[View Fiscal Information](#)

[View Historical Information](#)

Building Level Academic Score


24.7

Select View Calculation below to see the detailed calculation used to determine the building level academic score.

[View Calculation](#)

Federal Accountability Designation

The federal accountability designations and data will be displayed when available.







Academic Performance Fast Facts



(Select any data element for its definition.)

Test Participation Rate: Mathematics/Algebra I - All Students	91.43
Test Participation Rate: ELA/Literature - All Students	91.30
Test Participation Rate: Science/Biology - All Students	95.71
Students Eligible for Opportunity Scholarship Tax Credit Program	No





















Academic Performance Data (2015 - 2016)

(This data is used to determine the building level academic score.)

 > 100
 90-100
 80-89.9
 70-79.9
 60-69.9
 < 60

 Not Applicable (NA)
 Insufficient Sample (IS)

(Select any data element for further detail.)

Data Element	Performance Measure
Indicators of Academic Achievement	
Mathematics/Algebra I - Percent Proficient or Advanced on PSSA/Keystone	 0.00
ELA/Literature - Percent Proficient or Advanced on PSSA/Keystone	 0.00
Science/Biology - Percent Proficient or Advanced on PSSA/Keystone	 0.00
Industry Standards-Based Competency Assessments - Percent Competent or Advanced	 NA
Grade 3 ELA - Percent Proficient or Advanced	 NA
SAT/ACT College Ready Benchmark	 <u>0.00</u>
Indicators of Closing the Achievement Gap - All Students	
Mathematics/Algebra I - Percent of Required Gap Closure Met	 <u>0.00</u>
ELA/Literature - Percent of Required Gap Closure Met	 <u>0.00</u>
Science/Biology - Percent of Required Gap Closure Met	 <u>0.00</u>
Indicators of Closing the Achievement Gap - Historically Underperforming Students	
Mathematics/Algebra I - Percent of Required Gap Closure Met	 <u>0.00</u>
ELA/Literature - Percent of Required Gap Closure Met	 <u>0.00</u>
Science/Biology - Percent of Required Gap Closure Met	 <u>0.00</u>
Indicators of Academic Growth/PVAAS	
Mathematics/Algebra I - Meeting Annual Academic Growth Expectations	 50.00
ELA/Literature - Meeting Annual Academic Growth Expectations	 50.00
Science/Biology - Meeting Annual Academic Growth Expectations	 58.00
Other Academic Indicators	
Cohort Graduation Rate	 47.92
Promotion Rate	 NA
Attendance Rate	 60.31
Advanced Placement, International Baccalaureate, or College Credit	 <u>0.00</u>
PSAT/Plan Participation	 <u>0.00</u>
Extra Credit for Advanced Achievement	
Percent PSSA/Keystone Advanced - Mathematics/Algebra I	0.00
Percent PSSA/Keystone Advanced - ELA/Literature	0.00
Percent PSSA/Keystone Advanced - Science/Biology	0.00
Percent Advanced - Industry Standards-Based Competency Assessments	NA
Percent 3 or Higher on any AP Exam or 4 or Higher on any IB Exam	<u>0.00</u>

> 100	90-100	80-89.9	70-79.9	60-69.9	< 60
Not Applicable (NA)		Insufficient Sample (IS)			

(Select any data element for further detail.)

**Data
Element**

**Performance
Measure**

 [View Calculation](#)