

## Building Level Academic Score


45.9

Select View Calculation below to see the detailed calculation used to determine the building level academic score.

 [View Calculation](#)

## Federal Accountability Designation

[www.eseafedreport.com](http://www.eseafedreport.com)

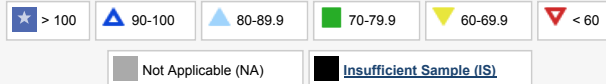
## Academic Performance Fast Facts

(Select any data element for its definition.)





















|  |    |
|--|----|
| <a href="#">Test Participation Rate: Mathematics/Algebra I - All Students</a>    | NA |
| <a href="#">Test Participation Rate: ELA/Literature - All Students</a>           | NA |
| <a href="#">Test Participation Rate: Science/Biology - All Students</a>          | NA |
| <a href="#">Students Eligible for Opportunity Scholarship Tax Credit Program</a> | No |

## Academic Performance Data (2016 - 2017)

(This data is used to determine the building level academic score.)



(Select any data element for further detail.)

| Data Element  | Performance Measure   |
|---|---|
| <b>Indicators of Academic Achievement</b>   |   |
| <a href="#">Mathematics/Algebra I - Percent Proficient or Advanced on PSSA/Keystone</a>         |  12.00           |
| <a href="#">ELA/Literature - Percent Proficient or Advanced on PSSA/Keystone</a>                |  27.59           |
| <a href="#">Science/Biology - Percent Proficient or Advanced on PSSA/Keystone</a>               |  17.86           |
| <a href="#">Industry Standards-Based Competency Assessments - Percent Competent or Advanced</a> |  IS              |
| <a href="#">Grade 3 ELA - Percent Proficient or Advanced</a>                                    |  NA              |
| <a href="#">SAT/ACT College and Career Readiness Benchmark</a>                                  |  <u>13.89</u>    |
| <b>Indicators of Closing the Achievement Gap - All Students</b>                                 |   |
| <a href="#">Mathematics/Algebra I - Percent of Required Gap Closure Met</a>                     |  <u>6.86</u>   |
| <a href="#">ELA/Literature - Percent of Required Gap Closure Met</a>                            |  <u>0.00</u>   |
| <a href="#">Science/Biology - Percent of Required Gap Closure Met</a>                           |  <u>22.48</u>  |
| <b>Indicators of Closing the Achievement Gap - Historically Underperforming Students</b>        |   |
| <a href="#">Mathematics/Algebra I - Percent of Required Gap Closure Met</a>                     |  <u>1.40</u>   |
| <a href="#">ELA/Literature - Percent of Required Gap Closure Met</a>                            |  <u>0.00</u>   |
| <a href="#">Science/Biology - Percent of Required Gap Closure Met</a>                           |  <u>17.74</u>  |
| <b>Indicators of Academic Growth/PVAAS</b>  |   |
| <a href="#">Mathematics/Algebra I - Meeting Annual Academic Growth Expectations</a>             |  75.50         |
| <a href="#">ELA/Literature - Meeting Annual Academic Growth Expectations</a>                    |  66.25         |
| <a href="#">Science/Biology - Meeting Annual Academic Growth Expectations</a>                   |  73.00         |
| <b>Other Academic Indicators</b>  |   |
| <a href="#">Cohort Graduation Rate</a>  |  97.30         |
| <a href="#">Promotion Rate</a>  |  NA            |
| <a href="#">Attendance Rate</a>   |  91.60         |
| <a href="#">Advanced Placement, International Baccalaureate, or College Credit</a>              |  <u>25.00</u>  |
| <a href="#">PSAT/Plan Participation</a>   |  <u>100.00</u> |
| <b>Extra Credit for Advanced Achievement</b>  |   |
| <a href="#">Percent PSSA/Keystone Advanced - Mathematics/Algebra I</a>                          | 1.71  |
| <a href="#">Percent PSSA/Keystone Advanced - ELA/Literature</a>                                 | 0.00  |
| <a href="#">Percent PSSA/Keystone Advanced - Science/Biology</a>                                | 1.19  |
| <a href="#">Percent Advanced - Industry Standards-Based Competency Assessments</a>              | IS  |
| <a href="#">Percent 3 or Higher on any AP Exam or 4 or Higher on any IB Exam</a>                | <u>0.00</u>   |

> 100

90-100

80-89.9

70-79.9

60-69.9

< 60

Not Applicable (NA)

[Insufficient Sample \(IS\)](#)

(Select any data element for further detail.)

**Data  
Element**

**Performance  
Measure**

 [View Calculation](#)