

Building Level Academic Score

 **65.1**

Select View Calculation below to see the detailed calculation used to determine the building level academic score.

 [View Calculation](#)

Federal Accountability Designation

www.eseafedreport.com

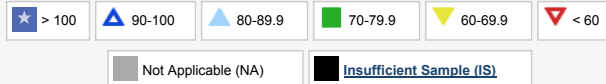
Academic Performance Fast Facts

(Select any data element for its definition.)





















Test Participation Rate: Mathematics/Algebra I - All Students	NA
Test Participation Rate: ELA/Literature - All Students	NA
Test Participation Rate: Science/Biology - All Students	NA
Students Eligible for Opportunity Scholarship Tax Credit Program	No

Academic Performance Data (2016 - 2017)

(This data is used to determine the building level academic score.)



(Select any data element for further detail.)

Data Element	Performance Measure
Indicators of Academic Achievement	
Mathematics/Algebra I - Percent Proficient or Advanced on PSSA/Keystone	 26.00
ELA/Literature - Percent Proficient or Advanced on PSSA/Keystone	 44.00
Science/Biology - Percent Proficient or Advanced on PSSA/Keystone	 54.05
Industry Standards-Based Competency Assessments - Percent Competent or Advanced	 NA
Grade 3 ELA - Percent Proficient or Advanced	 48.78
SAT/ACT College and Career Readiness Benchmark	 NA
Indicators of Closing the Achievement Gap - All Students	
Mathematics/Algebra I - Percent of Required Gap Closure Met	 75.83
ELA/Literature - Percent of Required Gap Closure Met	 100.00
Science/Biology - Percent of Required Gap Closure Met	 25.68
Indicators of Closing the Achievement Gap - Historically Underperforming Students	
Mathematics/Algebra I - Percent of Required Gap Closure Met	 57.88
ELA/Literature - Percent of Required Gap Closure Met	 78.13
Science/Biology - Percent of Required Gap Closure Met	 54.55
Indicators of Academic Growth/PVAAS	
Mathematics/Algebra I - Meeting Annual Academic Growth Expectations	 76.00
ELA/Literature - Meeting Annual Academic Growth Expectations	 81.00
Science/Biology - Meeting Annual Academic Growth Expectations	 69.00
Other Academic Indicators	
Cohort Graduation Rate	 NA
Promotion Rate	 100.00
Attendance Rate	 93.86
Advanced Placement, International Baccalaureate, or College Credit	 NA
PSAT/Plan Participation	 NA
Extra Credit for Advanced Achievement	
Percent PSSA/Keystone Advanced - Mathematics/Algebra I	2.00
Percent PSSA/Keystone Advanced - ELA/Literature	2.00
Percent PSSA/Keystone Advanced - Science/Biology	10.81
Percent Advanced - Industry Standards-Based Competency Assessments	NA
Percent 3 or Higher on any AP Exam or 4 or Higher on any IB Exam	NA

> 100

90-100

80-89.9

70-79.9

60-69.9

< 60

Not Applicable (NA)

[Insufficient Sample \(IS\)](#)

(Select any data element for further detail.)

**Data
Element**

**Performance
Measure**

 [View Calculation](#)