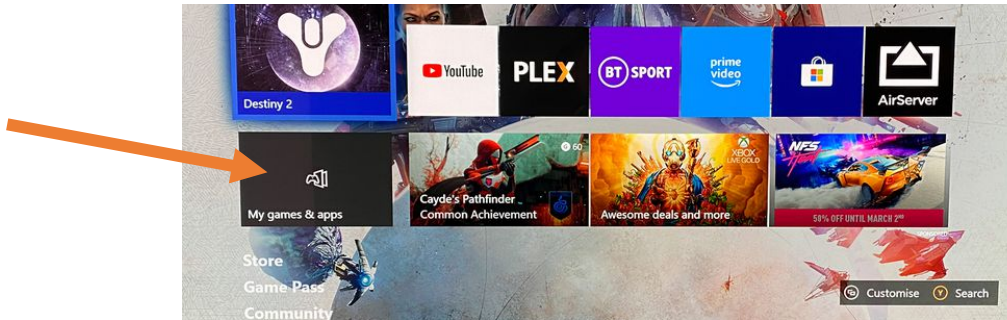


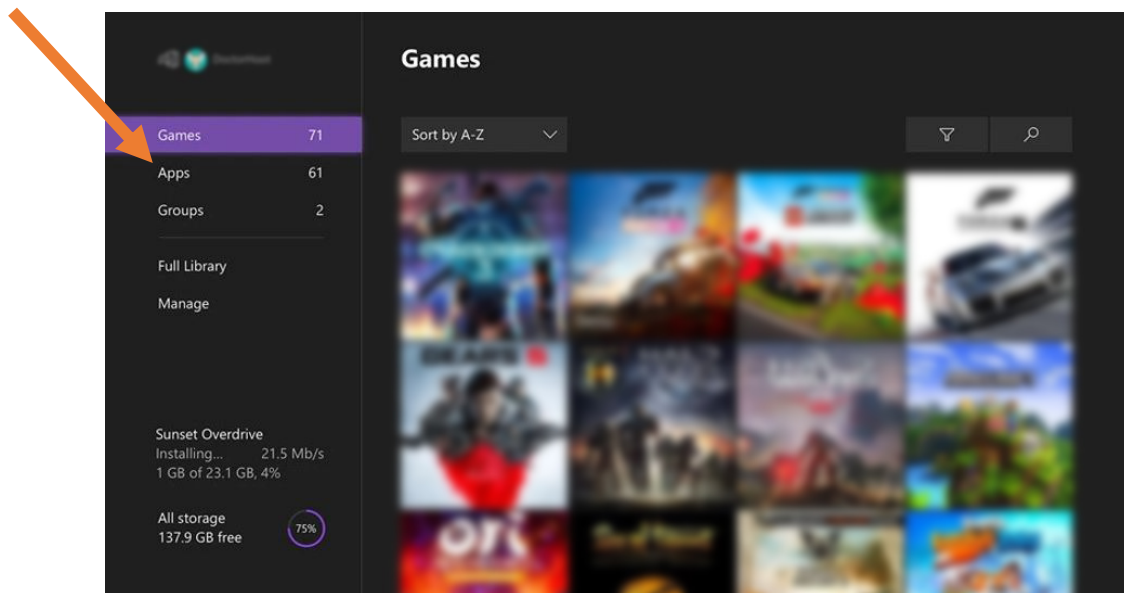
# Logging into Microsoft Teams from XBOX Live

*\*Make sure your XBOX is connected to the internet*

**Step 1:** On the home screen of you XBOX, click on the box "My Games and Apps"



**Step 2:** Go to the Apps sections.



**Step 3:** Click on the **blue and white** Microsoft Edge App.

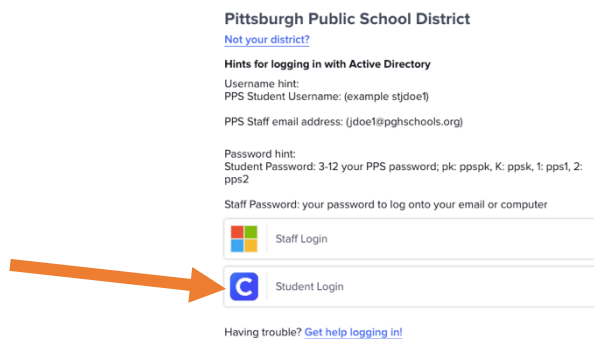


**Step 4:** From here, the Microsoft Edge app is like any other web browser and you can access all of the usual websites that you use.

**Step 5:** Using the controller as a mouse, click on the bar where you enter websites and go to [www.pghschools.org](http://www.pghschools.org). The district's website will come up as it would on any other device. From here, click on the **yellow** "Clever" icon.



**Step 6:** Click on student account.



**Step 7:** Log into Clever as you usually would using your school login and password.

*Example* – username: stjdoe1


password: ppsk (students in kindergarten),

pps1 (students in 1<sup>st</sup> grade),

pps2 (students in 2<sup>nd</sup> grade)

Students in grades 3-12 will need to use their password that is provided by the district. Example – st001234567

**Step 8:** Scroll down the cursor to the Microsoft Teams icon, and click on it.



That's it! You are now on Microsoft Teams on XBOX! 😊